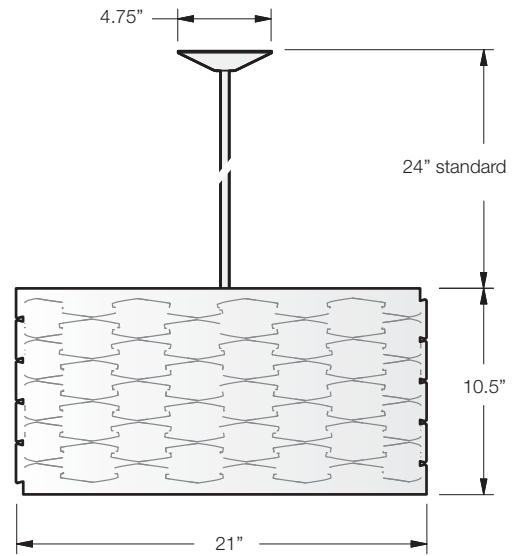










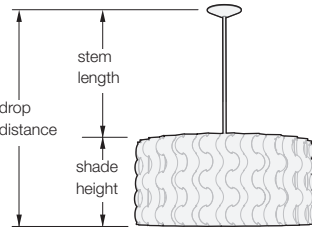


# dform | basket drum 21



model	shade material	lampholder type	voltage	suspension	metal finish	drop distance
DB24						

<b>size</b> 21" W x 10.5" H	<b>standard</b> A =  aspen B =  birch	A = (3) 60w incandescent A19 also compatible with fluorescent screw base lamps are not included	120	T = steel tube stem w/ canopy	M1=  silver metallic	overall drop from ceiling to bottom of fixture in inches. Standard suspension rod length is 24", any cut length up to 48" is no additional charge
<b>weight</b> 9 lbs						
<b>certification</b> 	<b>custom</b> P =  white poly additional charges apply to custom options	G = (3) 26w fluorescent GU24 twist lock X = (2) 26w fluorescent 4-pin GX24Q-3 D = (2) 26w fluorescent 4-pin GX24Q-3 dimmable	277 - lamp type X & D only	S = steel tube stem w/ swivel canopy R = aircraft cable w/ cable canopy	M2=  light bronze M3=  dark bronze	over 48" add \$17 per 24" length

	material details	suspension options	mounting details
--	------------------	--------------------	------------------

project:	<b>shade</b> the standard shade material is 2-ply wood veneer with a poly core lamination and surface coating. The material is cleanable with soap water and cloth or household spray cleaners.	 standard canopy	 <p>drop distance</p> <p>stem length</p> <p>shade height</p>
type:	the custom white poly material can also be made in other colors.	 swivel canopy	
quantity:	<b>diffuser</b> a matte white acrylic diffuser in the bottom of the fixture is standard.	 cable canopy	
notes:	<b>hardware</b> all hardware is steel with a powder coat finish, or aluminum or stainless with a brushed finish.		an octagonal junction box in the ceiling is required for mounting.