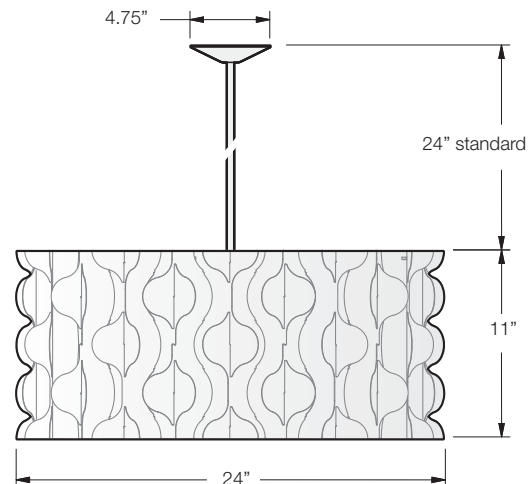















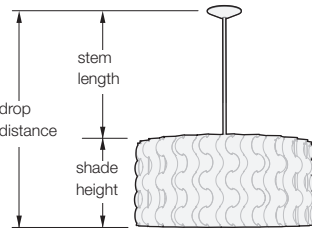


dform | spade drum 24



model	shade material	lampholder type	voltage	suspension	metal finish	drop distance
DY44						

size 24" W x 11" H weight 9 lbs certification 	standard A =  aspen B =  birch	A = (3) 60w incandescent A19 also compatible with fluorescent screw base lamps are not included	 120 	T = steel tube stem w/ canopy S = steel tube stem w/ swivel canopy R = aircraft cable w/ cable canopy	M1=  silver metallic M2=  light bronze M3=  dark bronze	overall drop from ceiling to bottom of fixture in inches. Standard suspension rod length is 24", any cut length up to 48" is no additional charge over 48" add \$17 per 24" length
	custom P =  white poly additional charges apply to custom options	G = (3) 26w fluorescent GU24 twist lock  277 - lamp type X & D only X = (2) 26w fluorescent 4-pin GX24Q-3  D = (2) 26w fluorescent 4-pin GX24Q-3 dimmable 				

	material details	suspension options	mounting details
project: type: quantity: notes:	shade the standard shade material is 2-ply wood veneer with a poly core lamination and surface coating. The material is cleanable with soap water and cloth or household spray cleaners. the custom white poly material can also be made in other colors. diffuser a matte white acrylic diffuser in the bottom of the fixture is standard. hardware all hardware is steel with a powder coat finish, or aluminum or stainless with a brushed finish.	 standard canopy  swivel canopy  cable canopy	 an octagonal junction box in the ceiling is required for mounting.