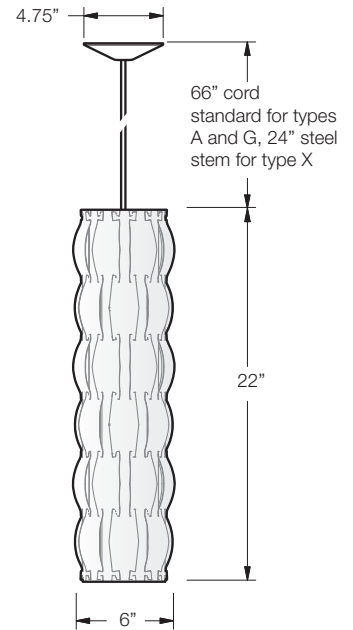















dform | marge pendant



model	shade material	lampholder type	voltage	suspension	metal finish	drop distance
PM16						

size 6" W x 22" H	standard A =  aspen B =  birch	A = (1) 60w incandescent A19 or T  also compatible with fluorescent screw base  lamps are not included	120	C = white cord w/ canopy	M4=  white	overall drop from ceiling to bottom of fixture in inches. Standard suspension cord length is 66" (adjustable). Please specify for longer cord.
weight 1 lb						
certification 	custom P =  white poly additional charges apply to custom options	G = (1) 26w fluorescent GU24 twist lock  X = (1) 24w fluorescent 4-pin 2G11 	277- lamp type X only	K = black cord w/ silver canopy T = steel tube stem w/ canopy	M1=  silver M2=  light bronze M3=  dark bronze	optional steel suspension rods are 24" long and \$17 ea. Any cut length is available. Rods link end to end for longer lengths.

	material details	suspension options	mounting details
--	------------------	--------------------	------------------

project:

type:

quantity:

notes:

shade
the standard shade material is 2-ply wood veneer with a poly core lamination and surface coating. The material is cleanable with soap water and cloth or household spray cleaners.
the custom white poly material can also be made in other colors.

hardware
all hardware is steel or aluminum with a powder coat finish.

